

Idaho's Medicaid Expansion Strategies & Framework with SB 1204

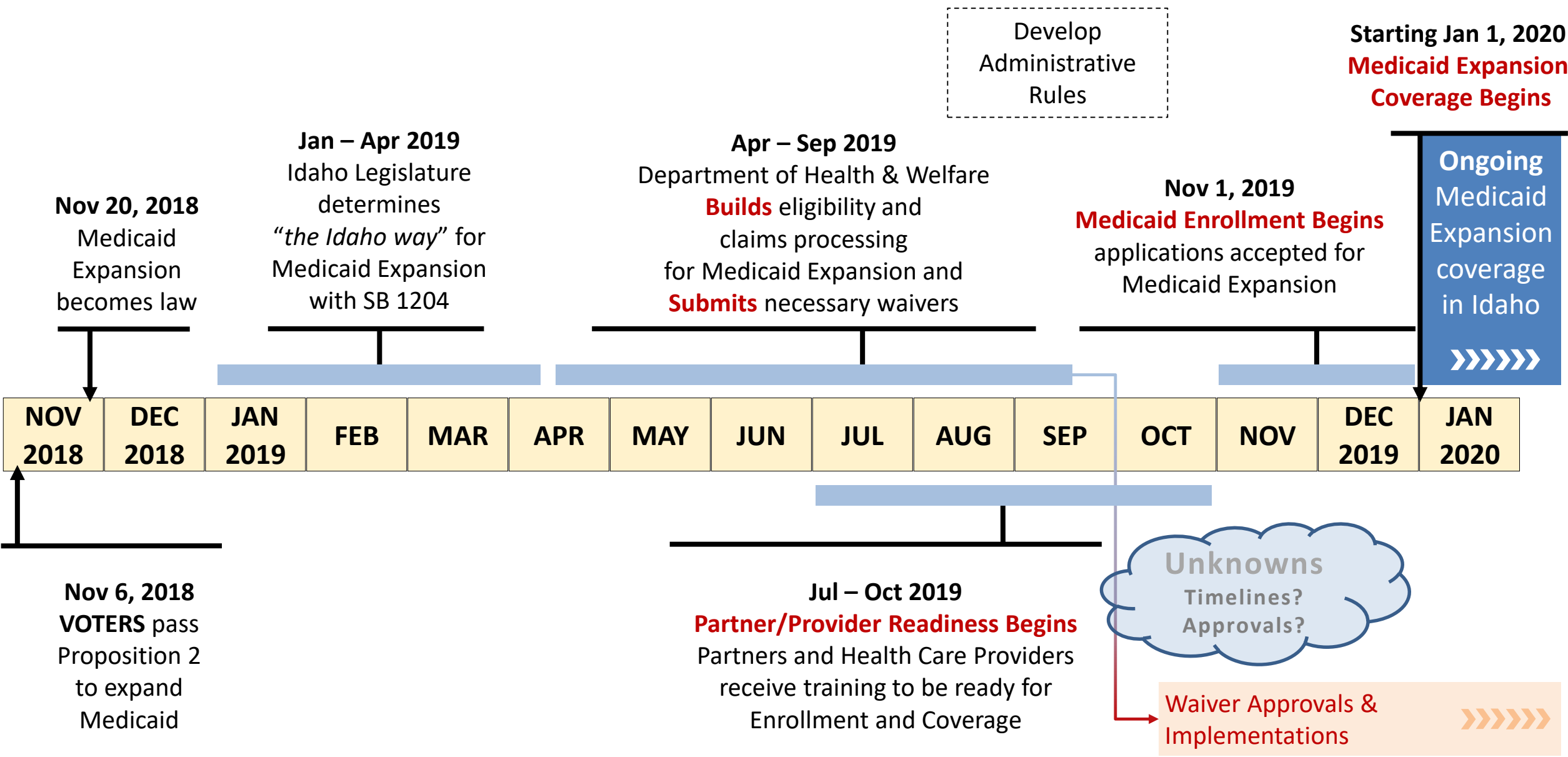


Medicaid
Expansion

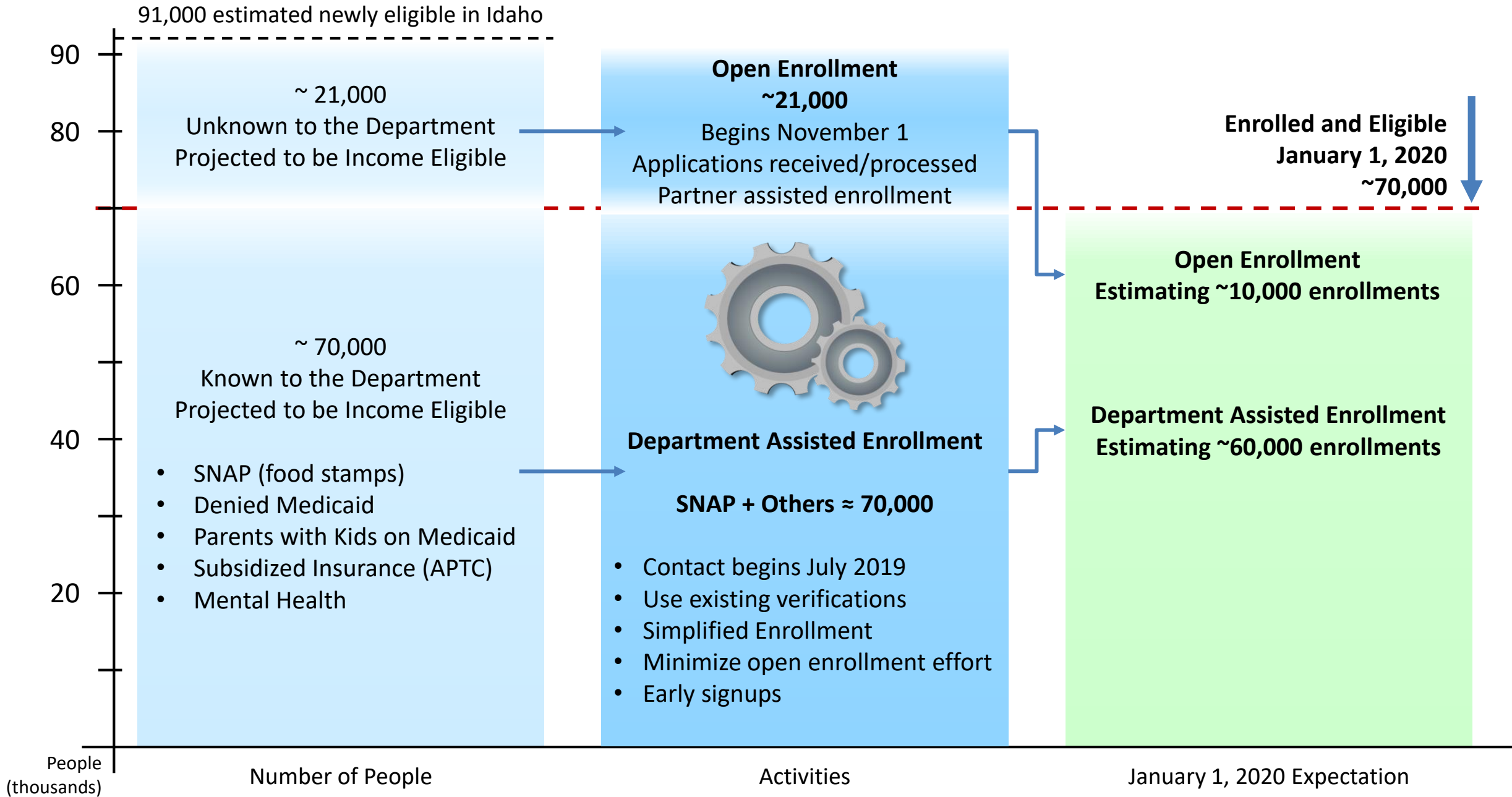
Today's Discussion

- Idaho's Medicaid
- Medicaid Expansion Timeline for January 1, 2020
- Medicaid Expansion Enrollment: Counts, Activities, Expectations
- Medicaid Expansion: Service Capacity with Doctors and Facilities
- Medicaid Expansion Coverage and Services Available
- Consumer Experience for Medicaid Expansion: Steps (How / When)
- Idaho's Medicaid Expansion: SB 1204 (Sideboards / Waivers)
- Idaho's Medicaid Expansion: Federal Waivers
- MedicaidExpansion.idaho.gov
- Questions and Discussion

Medicaid Expansion Timeline for January 1, 2020



Medicaid Expansion Enrollment: Counts, Activities, and Expectations




91,000 estimated newly eligible in Idaho

90
80
60
40
20

~ 21,000
Unknown to the Department
Projected to be Income Eligible

~ 70,000
Known to the Department
Projected to be Income Eligible

- SNAP (food stamps)
- Denied Medicaid
- Parents with Kids on Medicaid
- Subsidized Insurance (APTC)
- Mental Health



Open Enrollment
~21,000
Begins November 1
Applications received/processed
Partner assisted enrollment

Department Assisted Enrollment

SNAP + Others ≈ 70,000

- Contact begins July 2019
- Use existing verifications
- Simplified Enrollment
- Minimize open enrollment effort
- Early signups

Enrolled and Eligible
January 1, 2020
~70,000

Open Enrollment
Estimating ~10,000 enrollments

Department Assisted Enrollment
Estimating ~60,000 enrollments

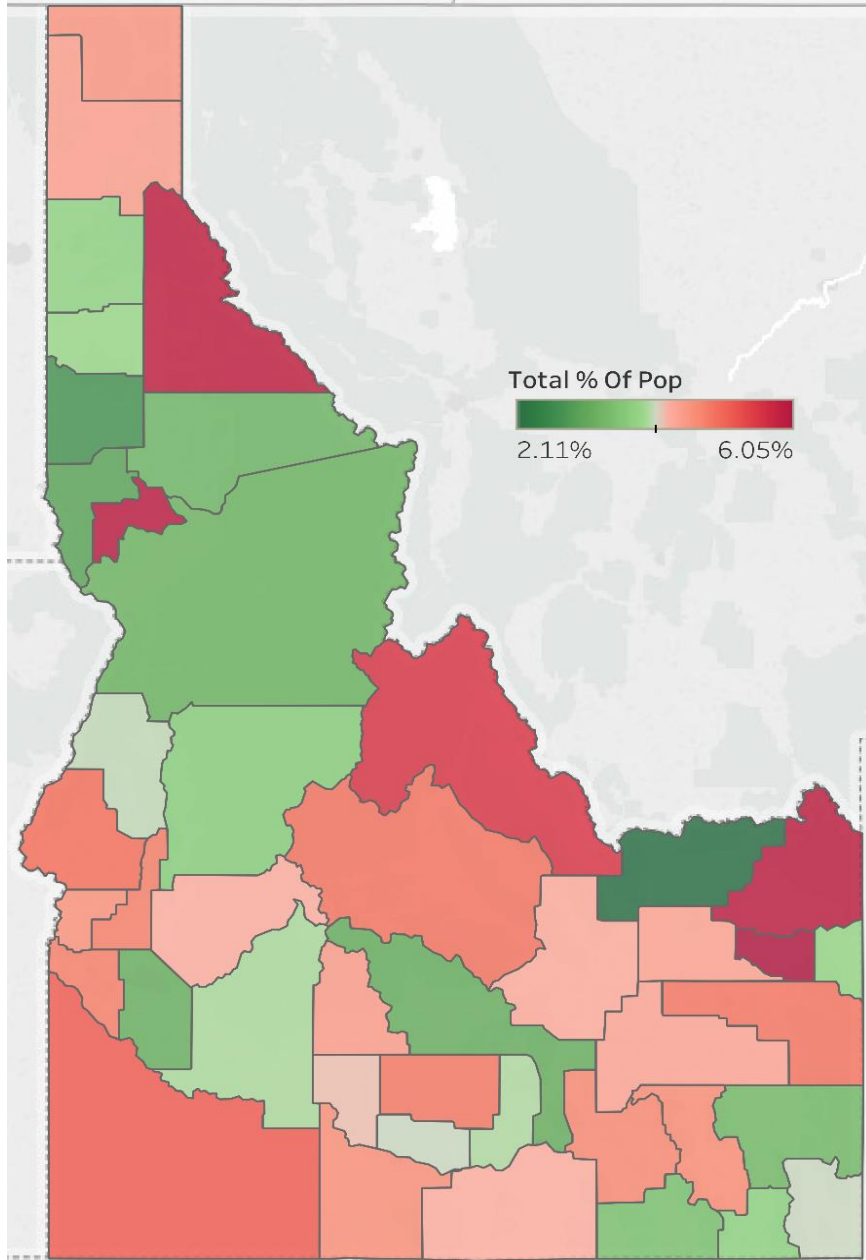
People (thousands)

Number of People

Activities

January 1, 2020 Expectation

Medicaid Expansion Estimates



Almost 70,000 individuals in Idaho are known to the Department **and** are thought to be eligible for Medicaid Expansion. County level estimates of these individuals are shown in the map and table below. It is estimated another 21,000 individuals, not known to the Department, make up the projected number of 91,000 potentially Medicaid eligible individuals.

County	Population	Estimated Medicaid Expansion by County	
		Count	Count
Ada	456,849	14,612	3.20%
Adams	4,147	167	4.03%
Bannock	85,269	3,969	4.65%
Bear lake	6,028	245	4.07%
Benewah	9,184	355	3.86%
Bingham	45,927	2,014	4.38%
Blaine	22,024	696	3.16%
Boise	7,290	311	4.26%
Bonner	43,560	1,931	4.43%
Bonneville	114,595	5,619	4.90%
Boundary	11,922	542	4.55%
Butte	2,602	112	4.30%
Camas	1,102	49	4.47%
Canyon	216,699	10,418	4.81%
Caribou	7,034	236	3.35%
Cassia	23,664	1,009	4.26%
Clark	873	18	2.11%
Clearwater	8,546	282	3.30%
Custer	4,172	205	4.92%
Elmore	26,823	1,059	3.95%
Franklin	13,564	508	3.74%
Fremont	13,094	774	5.91%

County	Population	Estimated Medicaid Expansion by County	
		Count	Percent
Gem	17,379	834	4.80%
Gooding	15,124	634	4.19%
Idaho	16,369	533	3.26%
Jefferson	28,446	1,251	4.40%
Jerome	23,627	960	4.06%
Kootenai	157,637	5,951	3.78%
Latah	39,333	1,068	2.72%
Lemhi	7,875	438	5.56%
Lewis	3,887	231	5.94%
Lincoln	5,318	259	4.88%
Madison	39,141	2,366	6.05%
Minidoka	20,729	821	3.96%
Nez Perce	40,385	1,205	2.98%
Oneida	4,427	154	3.47%
Owyhee	11,628	598	5.14%
Payette	23,215	1,066	4.59%
Power	7,600	358	4.71%
Shoshone	12,542	736	5.87%
Teton	11,381	435	3.82%
Twin falls	85,124	3,934	4.62%
Valley	10,687	395	3.69%
Washington	10,121	502	4.96%

Total	Population	Count
		1,716,943

Medicaid Expansion: Service Capacity with Doctors and Facilities

Idaho Primary Care Statistics January 2019		Region 1	Region 2	Region 3	Region 4	Region 5	Region 6	Region 7	Total	
Medicaid Today	1	Enrolled in Healthy Connections per Region	30,113	11,476	51,824	50,293	30,913	27,801	36,349	238,769
	2	Number of Primary Care Physicians (PCP)*	414	161	403	698	205	317	252	2,450
	3	Medicaid Customers per PCP	73	71	129	72	151	88	144	
	4	Number of Primary Care Physician Locations	69	44	67	117	65	70	74	506
	5	Number of Medicaid Customers per Location	436	261	773	430	476	397	491	
Medicaid Expansion	6	New Eligibles w/ Medicaid Expansion per Region	12,394	4,323	17,697	21,333	10,893	9,747	14,613	91,000
	7	Total Eligibles w/ Medicaid Expansion (1+6)**	42,507	15,799	69,521	71,626	41,806	37,548	50,962	
	8	Percent Eligibles increase w/ Medicaid Expansion (compare line 7 to line 1)	41%	38%	34%	42%	35%	35%	40%	
	9	Medicaid Customers per PCP if no new PCP's (compare to line 3; increases by % in line 8)	103	98	173	103	204	119	202	

* The percentage of Primary Care Physicians taking Medicaid in Idaho is above 90%; Healthy Connections PCP represent more than 90% of Idaho's PCP

** For purposes of estimating the impact of Medicaid Expansion, almost all new enrollments from Medicaid Expansion will enroll in Healthy Connections

IDHW is working with its partners and providers to address potential access issues related to primary care providers. In some areas of the state there is limited access to Primary Care, since not all providers accept Medicaid. IDHW's Healthy Connections team is working to get information from providers that are accepting new patients.

Medicaid Expansion Coverage and Services Available

Medicaid Expansion Population

Basic Plan Benefits
(Essential – Federal Defined)

Ambulatory Medical Services: primary care, specialist care, outpatient surgery, and other outpatient medical services

Emergency Services: emergency room services and ambulance

Hospital Services: inpatient services, including physician, surgery, and radiation therapy

Maternity and Newborn Care: prenatal, postnatal, and maternity care

Mental Health and Substance Use Disorder Services: individual, family, and group counseling, and other outpatient and inpatient mental health and substance use disorder services

Prescription Drugs: all FDA approved drugs required under federal coverage provisions

Rehabilitative and Habilitative Services and Devices: physical, occupational, and speech therapy, durable medical equipment and supplies, rehabilitative nursing facility services, and other habilitative services

Laboratory Services: diagnostic lab tests and imaging such as X-rays and CT/PET/MRI

Preventive and Wellness Services: includes preventive screenings, immunizations, diabetes education, tobacco cessation

Pediatric Services: routine eye exams, medically necessary orthodontia, eyeglasses, dental services

+

Additional Idaho Services when needed

- Optometrist Services
- Podiatrist Services
- Chiropractic Services
- Dental Services
- Preventive Health Assistance

Consumer Experience for Medicaid Expansion: Steps – How and When



Consumer Steps

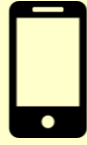
Learn the options



FAST TRACK ENROLLMENT



ON-LINE



PHONE



OFFICE



MAIL

Enroll multiple methods

Eligible?


YES

NO



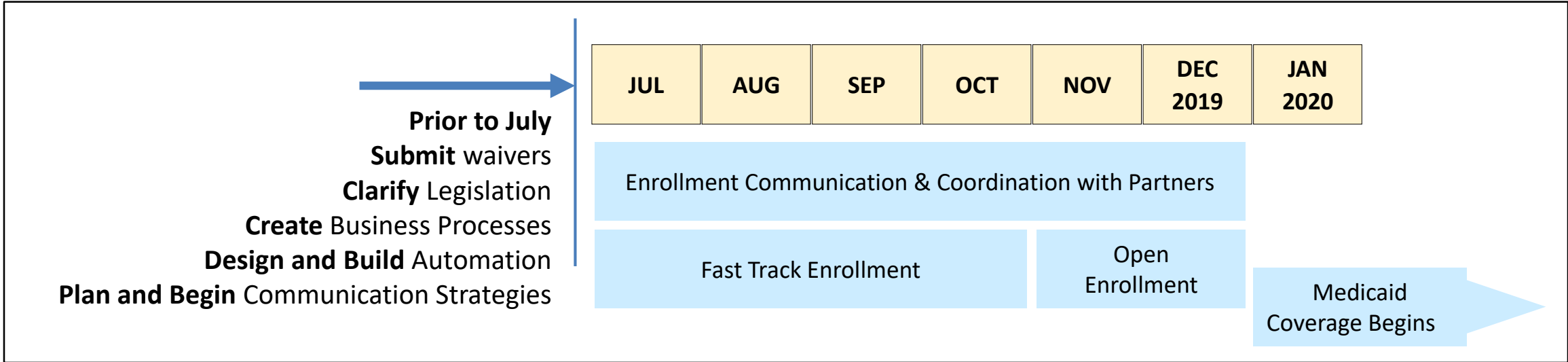

Refer to other services

Receive Medicaid Card



Pick a Doctor Primary Care Physician (PCP)

Use Medicaid for covered services



Idaho's Medicaid Expansion: Federal Waivers

WAIVER EXPECTATIONS and IMPACTS



- ✓ Waivers **CANNOT** delay Jan 1, 2020 implementation
- ✓ Waivers **CANNOT** reduce federal match (FMAP) rate below 90%
- ✓ Legislature **REVIEWS** Medicaid Expansion in 2023

WAIVER SCHEDULE

Create Waivers

April-July

Submit Waivers

August

(waiver schedules will vary)

Implementation

Based on

Federal

Approval

1115 *Work Requirements Waiver*

- Individuals are not eligible for Medicaid unless working or exempt
- Federal Waiver Approval has been received by:
 - Arkansas, Kentucky, Arizona, Indiana, and Utah
- Federal Courts have stopped implementations in:
 - Arkansas and Kentucky
- No State is currently using work requirements for Medicaid

1115 *Institution for Mental Disease (Mental Health - IMD) Waiver*

- New Medicaid coverage for Substance Use Disorder (SUD) and Mental Health costs; not currently covered in Idaho institutions
- Many states are getting approval for this waiver

1115 *Family Planning Waiver*

- South Carolina, Tennessee, and Texas have applied for family planning waivers; all are pending a federal decision

1332 *Coverage Choice Waiver*

- Challenging approval path – Consumer Information and Insurance Oversight (CCIIO at CMS) and Treasury (IRS) must approve
- Idaho's waiver request will be the first of its kind
- Must have decision by September 1, 2019
- Idaho's waiver must prove budget neutrality



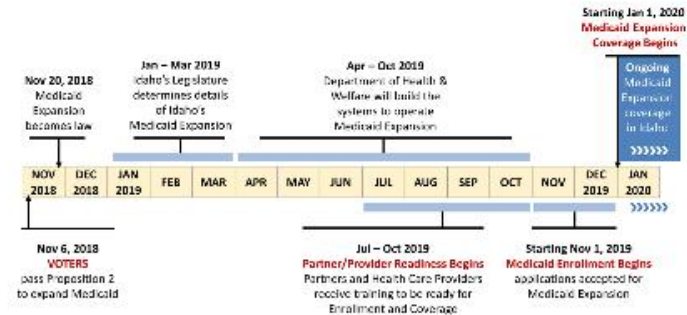
Medicaid Expansion in Idaho

In November 2018, voters passed a proposition to expand Medicaid in Idaho. The goal of Medicaid expansion is to provide Medicaid coverage to individuals with incomes up to 138% of the Federal Poverty Level.

The Department of Health and Welfare will build the communication, training, processes, and automation to support open enrollment, which is scheduled to start November 1. Although applications can be submitted beginning in November, Medicaid coverage will not be effective until January 1, 2020.

Medicaid Expansion Timeline

[View a text alternative to the following timeline graphic.](#)



Who is eligible?

To qualify for expanded Medicaid, **all** of the following must be true. You must:

- Be a citizen or legal resident.
- Be a resident of the State of Idaho.
- Be between 0 and 138% of the Federal Poverty Level. See [household income limits](#).
- Be between the ages of 19 and 64 years old.
- Not be receiving Medicare.

(If you don't qualify for expanded Medicaid, you may still qualify for pre-expanded Medicaid or government tax credits. See [household income limits](#) for the Children's Health Insurance Program, and Medicaid for the Aged, Blind, or Disabled.)

How do I apply?

You cannot apply for Idaho expanded Medicaid at this time. This website will be updated with instructions on how to apply closer to open enrollment (now scheduled to begin November 1, 2019).

When does it start?

- Enrollment starts November 1, 2019.
- Coverage starts January 1, 2020.

Frequently Asked Questions

Who is most likely to enroll?

Eligible enrollees are those individuals in households earning less than 138% of the Federal Poverty Level (FPL).

Questions & Discussion

Contact the Department for the latest updates before
sharing this PowerPoint deck with others