















1. Sex

		Response Percent	Response Count
Male		72.6%	1,299
Female		27.4%	491
		answered question	1,790
		skipped question	12







2. Age

		Response Percent	Response Count
Under 30		4.5%	81
30-36		18.5%	331
37-49		26.2%	469
50-59		28.3%	508
60-74		20.8%	373
75 and over		1.7%	30
		answered question	1,792
		skipped question	10



3. Which of the following best describes you?

		Response Percent	Response Count
Caucasian		94.9%	1,688
Hispanic or Latino		1.2%	22
African American		0.2%	4
American Indian/Alaskan Native		0.4%	8
Asian or Pacific Islander		1.1%	20
Other (please specify)		2.1%	37
		answered question	1,779
		skipped question	23







4. How long ago were you first admitted to any bar?

		Response Percent	Response Count
Less than one year		3.2%	57
1-5 years		14.3%	255
6-20 years		36.1%	646
21-30 years		22.9%	409
31-50 years		22.6%	404
More than 51 years		1.0%	17
		answered question	1,788
		skipped question	14






5. Does your practice/agency/firm serve clients outside of Idaho?

		Response Percent	Response Count
Yes		54.5%	958
No		45.5%	799
answered question			1,757
skipped question			45





6. If your answer to Question 5 was yes, how many attorneys are in your practice/agency/firm?

		Response Percent	Response Count
Under 50		86.5%	855
51-100		4.6%	45
101-200		1.1%	11
201-300		0.8%	8
301-400		1.3%	13
more than 400		5.8%	57
answered question			989
skipped question			813




7. If your practice is in Idaho, how many attorneys are in your practice/agency/firm?

		Response Percent	Response Count
1-3		46.6%	617
4-10		24.5%	325
11-20		10.3%	137
21-40		7.7%	102
more than 40		10.9%	144
answered question			1,325
skipped question			477







8. How many paralegals are on your staff?

		Response Percent	Response Count
0		38.2%	625
1-2		32.0%	524
3-5		15.8%	258
More than 5		14.1%	230
answered question			1,637
skipped question			165









9. Do you hold a license(s) in other state(s)?

		Response Percent	Response Count
No		57.2%	1,011
Yes		9.8%	173
List states		33.0%	582
answered question			1,766
skipped question			36










10. In what size community do you practice predominantly?

		Response Percent	Response Count
Under 5,000		4.4%	76
5,001 - 10,000		3.7%	64
10,001 - 25,000		4.8%	83
25,001 - 50,000		11.9%	205
50,001 - 100,000		17.5%	301
Over 100, 000		57.6%	990
answered question			1,719
skipped question			83











11. In which Idaho Judicial District is your primary office located?

		Response Percent	Response Count
First		9.5%	164
Second		4.4%	76
Third		5.2%	90
Fourth		43.2%	742
Fifth		7.0%	121
Sixth		4.8%	82
Seventh		7.4%	127
Outside of Idaho		18.4%	316
answered question			1,718
skipped question			84




12. What is your main emphasis in the legal field? (Select one)

		Response Percent	Response Count
Not currently employed		2.0%	35
Retired		2.2%	38
Education		1.2%	22
Private law practice		52.9%	932
Government agency		23.3%	410
Not for profit		2.4%	43
House Counsel		7.6%	134
Private enterprise - not legal practice		1.0%	17
Other (please specify)		7.4%	131
		answered question	1,762
		skipped question	40

13. What is your employment position? (Select one)

		Response Percent	Response Count
Solo practitioner		19.6%	348
Partner or shareholder in firm		23.3%	413
Salaried associate		11.3%	200
Staff attorney		5.6%	100
Judge		4.3%	76
Government attorney (any)		17.4%	309
Full-time corporate counsel		5.9%	105
Law Clerk		2.5%	44
Not working this year		2.1%	37
Other (please specify)		7.9%	140
		answered question	1,772
		skipped question	30





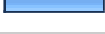


14. Is this position? (Select one)

		Response Percent	Response Count
Full-time		88.4%	1,540
Part-time		9.5%	165
Other (please specify)		2.2%	38
		answered question	1,743
		skipped question	59






15. What was your 2010 net personal law-related income?

		Response Percent	Response Count
Under \$50,000		18.1%	312
\$50,001 - \$75,000		22.4%	386
\$75,001 - \$100,000		17.4%	299
\$100,001 - \$125,000		11.3%	194
\$125,001 - \$150,000		6.5%	112
\$150,001 - \$175,000		5.7%	98
\$175,001 - \$200,000		3.6%	62
\$200,001 - \$250,000		3.9%	67
\$250,001 - \$300,000		2.2%	38
Over \$300,000		4.5%	78
Didn't work in 2010		4.3%	74
		answered question	1,720
		skipped question	82

16. How many hours do you estimate you spent on either tier of pro bono work last year?

		Response Percent	Response Count
0		27.2%	434
1-5		10.5%	167
6-10		10.7%	171
11-25		17.5%	280
26-49		15.7%	251
50-80		10.0%	159
81+		8.5%	135
answered question			1,597
skipped question			205

17. Using the Rule 6.1 definition above, what percentage of those hours was devoted to Tier 1?

		Response Percent	Response Count
0-20 percent		35.7%	473
21-40 percent		7.3%	97
41-60 percent		8.9%	118
61-80 percent		7.7%	102
81-100 percent		40.3%	534
answered question			1,324
skipped question			478

18. Using the Rule 6.1 definition above, what percentage of those hours was devoted to Tier 2?

		Response Percent	Response Count
0-20 percent		66.7%	879
21-40 percent		6.8%	89
41-60 percent		10.8%	142
61-80 percent		4.3%	56
81-100 percent		11.5%	151
answered question			1,317
skipped question			485

19. Was the client referred to you or did the client come directly to you without a referral?

		Response Percent	Response Count
Referred		47.6%	510
Directly		52.4%	561
answered question			1,071
skipped question			731



20. If the client was referred, was the referring party:

		Response Percent	Response Count
A family member or friend		25.2%	174
Your employer		3.9%	27
Other attorney		12.9%	89
A religious organization		7.4%	51
Idaho Volunteer Lawyers Program		16.5%	114
Legal Aid Services		5.9%	41
Other (please specify)		28.2%	195
answered question			691
skipped question			1,111









21. What specific legal tasks did you perform for this client?

		Response Percent	Response Count
Reviewed/drafted documents		18.2%	200
Wrote letter		2.2%	24
Interviewed/met client		4.3%	47
Provided advice		26.8%	294
Spoke with other attorneys		2.3%	25
Represented client in court		24.2%	265
Other (please specify)		22.1%	242
answered question			1,097
skipped question			705



22. Were the tasks and time commitments consistent with your expectations when you accepted the engagement?

		Response Percent	Response Count
Yes		87.0%	959
No		13.0%	143
answered question			1,102
skipped question			700



23. I think lawyers would be more inclined to do pro bono work if they: (check as many as apply)

		Response Percent	Response Count
Had a wide range of opportunities from which to choose		41.8%	577
Were offered free CLE training for the type of service needed		43.8%	604
Were encouraged by a judge to take a pro bono case		21.7%	300
Were asked by a colleague to take a pro bono case		20.9%	289
Were mentored by an attorney specialist in the area		33.8%	467
Were able to work on a particular task rather than accepting total representation of the client		48.1%	664
Were approached by a pro bono organization to take a case		20.9%	289
Received free malpractice coverage for work on case		48.8%	674
answered question			1,380
skipped question			422








24. Does your employer have a pro bono policy?

		Response Percent	Response Count
Yes		29.1%	416
No		70.9%	1,012
answered question			1,428
skipped question			374






25. Does your firm or employer encourage or discourage pro bono service?

		Response Percent	Response Count
Encourage		83.3%	1,015
Discourage		16.7%	203
answered question			1,218
skipped question			584






26. Which of these factors discouraged you from providing pro bono service last year?

		Response Percent	Response Count
Lack of time		69.5%	898
Competing billable hour expectations and policies		26.0%	336
Commitment to family obligations		37.5%	485
Lack of skills/experience in pro bono practice areas		30.7%	397
Lack of information about opportunities and needs		12.2%	158
Discouragement from employer		7.3%	95
Lack of desire		11.1%	143
answered question			1,293
skipped question			509














27. In an average week, how many times do you give legal advice over the phone without expectation of payment?

		Response Percent	Response Count
One to two times		40.5%	576
Three to five times		19.7%	281
Six to 10 times		6.8%	97
More than 10 times		5.4%	77
Never		27.5%	392
answered question			1,423
skipped question			379



28. Do you offer initial case evaluation and/or consultation free of charge?

		Response Percent	Response Count
Always		22.6%	335
Often		14.7%	218
Sometimes		21.4%	317
Never		7.0%	103
Not applicable		34.3%	508
answered question			1,481
skipped question			321

29. Do you participate in any of the following law-related organizations? (check all that apply) ISB = Idaho State Bar, ILF = Idaho Law Foundation, ID = Idaho

		Response Percent	Response Count
ISB Board or Committee		10.4%	96
ISB Section Governing Council or Committee		7.4%	69
ISB Sections		60.4%	560
ILF Board or Committee		3.0%	28
ILF Continuing Legal Education Seminars		17.0%	158
ID Trial Lawyers Association		13.3%	123
ID Association of Defense Counsel		8.3%	77
ID Women Lawyers		8.5%	79
ID Legal History Society		2.7%	25
ID Association of Criminal Defense lawyers		7.8%	72
ID Prosecuting Attorneys Association		9.6%	89
Inns of Court		22.8%	211
Partners Against Domestic Violence		5.2%	48
	Other (please specify)		116
		answered question	927
		skipped question	875





30. Have you served in a leadership role in any of the law-related organizations named in the previous question, or in any non-profit organizations last year?

		Response Percent	Response Count
Yes		29.1%	439
No		71.0%	1,072
Other (please specify)			81
answered question			1,509
skipped question			293



31. How has being an attorney fulfilled your expectations regarding each of the following areas?

	Excellent	Very good	Good	Fair	Poor	Rating Average	Response Count
Expected income	13.2% (211)	26.4% (424)	31.6% (507)	17.4% (279)	11.4% (183)	2.87	1,604
Job satisfaction	18.1% (289)	33.0% (525)	27.1% (431)	15.9% (253)	6.0% (95)	2.59	1,593
Career opportunities	16.3% (258)	29.2% (463)	30.0% (476)	15.7% (249)	8.8% (140)	2.72	1,586
Volunteer public service	11.4% (175)	24.6% (377)	38.9% (597)	18.9% (290)	6.1% (94)	2.84	1,533
answered question							1,608
skipped question							194

32. How likely is it you will stay in the legal profession until your retirement?

		Response Percent	Response Count
Very likely		62.5%	1,016
Likely		25.0%	406
Not likely		8.8%	143
Not applicable		3.7%	60
answered question			1,625
skipped question			177

33. Do you believe Idaho attorneys have a public image problem?

		Response Percent	Response Count
Yes		46.3%	729
No		53.7%	846
answered question			1,575
skipped question			227














34. If you answered yes, please rate the following possible contributing factors:

	Agree	Disagree	No opinion	Rating Average	Response Count
Inadequate communication with clients	67.3% (485)	12.8% (92)	20.0% (144)	1.53	721
Public misunderstanding about legal system	91.3% (668)	3.8% (28)	4.9% (36)	1.14	732
Public perception attorneys charge too much money for services	84.2% (616)	6.6% (48)	9.3% (68)	1.25	732
Public perception attorneys don't solve client problems quickly enough	75.7% (546)	10.1% (73)	14.1% (102)	1.38	721
Limited contact by attorneys with public	51.7% (359)	22.0% (153)	26.3% (183)	1.75	695
			Other (please specify)		72
			answered question		750
			skipped question		1,052







35. Do you believe that Idaho attorneys are generally:

	Yes	No	No opinion	Rating Average	Response Count
Honest	88.6% (1,412)	3.5% (56)	7.8% (125)	1.19	1,593
Ethical	87.4% (1,390)	4.3% (69)	8.3% (132)	1.21	1,591
Courteous	81.5% (1,296)	8.7% (138)	9.8% (156)	1.28	1,590
Empathetic	58.9% (926)	15.5% (243)	25.6% (402)	1.67	1,571
			answered question		1,598
			skipped question		204





36. How do you advertise your legal services? (Select all that apply)

		Response Percent	Response Count
Martindale Hubbell Directory - or other legal directories		19.5%	297
The Advocate		3.1%	47
ISB Lawyer Referral Service		7.4%	113
ISB DeskBook Fields of Practice		6.9%	105
Yellow Pages		28.8%	439
Newspapers		7.0%	106
Direct mail/Newsletters		5.0%	76
Event Sponsor		12.2%	186
Television		1.2%	18
Radio		3.5%	54
Internet		24.9%	379
Do not advertise		52.9%	807
Other (please specify)		4.5%	68
		answered question	1,525
		skipped question	277




37. How much do you spend on advertising annually?

		Response Percent	Response Count
\$0		54.3%	744
\$1-\$500		10.1%	138
\$501-\$2,500		14.2%	195
\$2,501-\$15,000		14.2%	194
\$15,001-\$25,000		4.9%	67
Over \$50,000		2.3%	32
answered question			1,370
skipped question			432





38. Lawyer advertising positively affects the public perception of lawyers?

		Response Percent	Response Count
Agree		14.8%	229
Disagree		41.7%	644
Strongly disagree		14.3%	221
No opinion		29.1%	449
answered question			1,543
skipped question			259

39. Was 2010 more economically profitable for you than 2009?

		Response Percent	Response Count
Yes		44.8%	678
No		43.2%	654
I did not practice during some of 2009 and/or 2010.		12.1%	183
		answered question	1,515
		skipped question	287

40. Over the past year how would you rate your workload level?

		Response Percent	Response Count
More work than you can handle		20.1%	314
All the work you can handle		49.8%	777
Less work than you can handle		19.9%	310
Not applicable		10.1%	158
		answered question	1,559
		skipped question	243









41. How many hours worked each week are billable hours?

		Response Percent	Response Count
Less than 10 hours		4.8%	73
10-24 hours		12.2%	187
25-39 hours		29.6%	454
40-50 hours		12.6%	193
51-60 hours		3.0%	46
More than 60 hours		1.0%	16
Not applicable		36.8%	564
answered question			1,533
skipped question			269




42. How many hours a week do you work including billable hours (per preceding question) and non-billable time including office management, client development, CLE, pro bono etc.)?

		Response Percent	Response Count
Less than 25 hours		10.9%	153
25-39 hours		13.2%	186
40-49 hours		37.1%	522
50-60 hour		26.8%	377
61-70 hours		8.7%	123
71-80 hours		2.4%	34
Over 80 hours		0.9%	13
answered question			1,408
skipped question			394



43. When you charge on an hourly basis, what are your rates?

		Response Percent	Response Count
Less than \$75		1.6%	24
\$76-\$125		4.6%	69
\$126-\$175		19.0%	285
\$176-\$225		22.9%	343
\$226-\$275		9.8%	147
\$276-\$325		4.7%	70
Over \$325		3.8%	57
Not Applicable		33.6%	504
		answered question	1,499
		skipped question	303











44. Do you offer a flat rate for certain legal matters?

		Response Percent	Response Count
Yes		42.8%	641
No		18.4%	275
Not applicable		38.8%	581
		answered question	1,497
		skipped question	305

45. Do you have professional liability insurance?

		Response Percent	Response Count
Yes		64.9%	971
No		35.1%	524
answered question			1,495
skipped question			307

46. If you have professional liability insurance, what are your professional liability limits?

		Response Percent	Response Count
\$100K - \$300K		5.1%	65
\$250K single limit		1.1%	14
\$250K - \$500K		5.9%	75
\$500K - \$1M		7.4%	94
\$1M single limit		11.4%	145
\$1M - \$3M		11.2%	142
\$2M single limit		3.3%	42
\$2M - \$4M		7.1%	90
Not applicable		35.7%	453
Other limit (please specify)		11.7%	149
answered question			1,269
skipped question			533

47. What is your professional liability deductible?

		Response Percent	Response Count
\$1,000 - \$5,000		35.2%	454
\$10,000		9.5%	123
Over \$10,000		8.7%	112
Not applicable		46.5%	600
answered question			1,289
skipped question			513

48. Does your office have a website?

		Response Percent	Response Count
Yes		71.5%	1,065
No		28.5%	425
answered question			1,490
skipped question			312

49. Which of the following legal research databases does your office use? List the percentage of use for each database.

	Never	1-25%	26-75%	76-99%	100%	Rating Average	Response Count
Casemaker	30.5% (328)	28.1% (302)	11.8% (127)	9.9% (106)	19.7% (212)	2.60	1,075
LexisNexis	57.4% (508)	10.8% (96)	10.5% (93)	9.3% (82)	12.0% (106)	2.08	885
WestLaw	25.9% (304)	10.0% (117)	10.8% (127)	18.3% (215)	35.1% (412)	3.27	1,175

Other (please specify) 122

answered question 1,480

skipped question 322

50. Comments:

Response Count

125

answered question 125

skipped question 1,677